

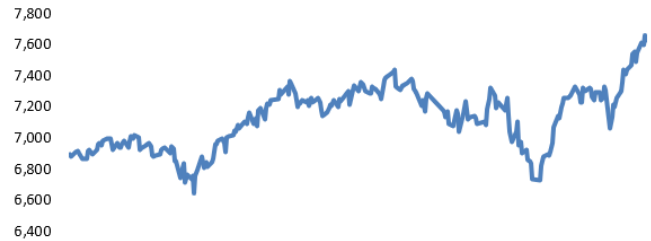
TRADING IDEAS

| Kode | Rekomendasi | Take Profit | Stop Loss |
|------|-------------|-------------|-----------|
| AUTO | Buy | 2230--2270 | 2130 |
| BTPS | Buy | 1300-1320 | 1245 |
| BBRI | Buy | 5200-5300 | 4980 |
| SSIA | Buy | 1020-1040 | 975 |
| ASII | Buy | 5150-5250 | 4950 |

Market Review & Outlook

Indeks Kepercayaan Industri Agustus Tercatat 52.40

IHSG Berpotensi Melemah Terbatas 7550-7650.



MARKET INDEX

| Market | Close | +/- | Chg % |
|--------------------|----------|--------|--------|
| IHSG | 7,627.6 | -31.3 | -0.41% |
| Nikkei | 38,362.5 | -9.2 | -0.02% |
| Hangseng | 17,786.3 | 93.9 | 0.53% |
| Kospi | 2,662.3 | -27.5 | -1.02% |
| Strait Times Index | 3,404.5 | -168.8 | 0.40% |
| TWSE | 22,201.9 | -168.8 | -0.75% |
| SET | 1,357.4 | -8.3 | -0.61% |
| Shanghai | 2,823.1 | -14.3 | -0.50% |
| FTSE 100 | 8,379.6 | 35.8 | 0.43% |
| Xetra Dax | 18,912.6 | 130.3 | 0.69% |
| Dow Jones | 41,335.1 | 243.6 | 0.59% |
| Nasdaq | 17,516.4 | -39.6 | -0.23% |
| S&P 500 | 5,592.0 | -0.2 | 0.00% |

JCI DATA

| | |
|-----------------------|--------|
| Volume (Mn Share) | 16,418 |
| Value (Bn IDR) | 13,368 |
| Freq (Thousand Times) | 1,282 |
| Market Cap (Tr IDR) | 13,013 |

FOREIGN TRANSACTION

| | |
|-------------------------|--------|
| Net Buy (Sell) Daily Bn | 1,410 |
| Net Buy (Sell) YTD Bn | 16,530 |
| Ownership (July) | 44.7% |

Source : RTI. IDX

COMMODITY

| Description | Last | +/- | Chg % |
|-----------------------------|---------|--------|--------|
| Oil Price (Brent) USD/barel | 79.9 | 1.3 | 1.64% |
| Oil Price (WTI) USD/barel | 75.9 | 1.4 | 1.87% |
| Gold Price USD/Ounce | 2521.4 | 16.8 | 0.67% |
| Nickel-LME (US\$/ton) | 16776.1 | -5.4 | -0.03% |
| Tin-LME (US\$/ton) | 32339.0 | -266.0 | -0.82% |
| CPO Malaysia (RM/ton) | 3940.0 | 20.0 | 0.51% |
| Coal NWC (US\$/ton) | 145.0 | 0.0 | 0.00% |
| Natural Gas (US\$/MMBtu) | 2.1 | 0.2 | 10.73% |

ECONOMIC CALENDAR

| COUNTRY | EVENT | ACTUAL | PREV |
|----------------|-----------------------------|--------|------|
| 29 August 2024 | | | |
| US | GDP Growth Rate QoQ 2nd Est | 3.0% | 1.4% |
| 30 August 2024 | | | |
| US | Core PCE Price Index MoM | | 0.2% |

FX

| Description | Last | +/- | Chg % |
|-------------|--------|--------|--------|
| USD/IDR | 15,415 | -10.00 | -0.06% |
| EUR/IDR | 17,103 | -85.03 | 0.00% |

DUAL LISTING

| Saham | Mkt | US\$ | [+/-] |
|-----------------|-------------|-------|--------|
| Telkom (TLK) | NY | 19.46 | 11.00% |
| Harga Penutupan | : 8/29/2024 | | |

DISCLAIMER

This Document is for information only and for the use of the recipient. It is not to be reproduced or copied or made available to others. Under no circumstances is it to be considered as an offer to sell or solicitation to buy any security. Any recommendation contained in this report May not be suitable for all investors and strictly a personal view and should not be used as a sole judgment for investment. Moreover, although the information contained herein has been obtained from sources believed to be reliable, its accuracy, completeness and reliability cannot be guaranteed. All rights reserved by Mega Capital Sekuritas.

Indeks Kepercayaan Industri Agustus Tercatat 52.40

Kementerian Perindustrian (Kemenperin) mencatat Indeks Kepercayaan Industri (IKI) bulan Agustus 2024 berada di fase ekspansi pada level 52.40 atau stagnan dibandingkan bulan sebelumnya. Namun, IKI Agustus 2024 lebih rendah 0.82 poin dibandingkan IKI Agustus 2023 yang berada di level 53.22. Dari 23 subsektor industri manufaktur yang dianalisis, terdapat 20 subsektor yang mengalami ekspansi dengan kontribusi 9,6% terhadap Produk Domestik Bruto (PDB) industri pengolahan nonmigas kuartal II-2024. Adapun tiga subsektor yang mengalami kontraksi berdasarkan IKI Agustus 2024 antara lain industri tekstil, industri kertas dan barang dari kertas, serta industri pengolahan lainnya.

GLOBAL SENTIMENT

Bursa Saham Global Rally, PDB AS 2Q24 Naik 3%. Bursa saham AS berbalik menguat setelah rilis data revisi PDB 2Q24 AS yang tumbuh 3% QoQ, lebih tinggi dari perkiraan 2.8% dan periode sebelumnya yang hanya sebesar 1.4%. Pertumbuhan ekonomi AS yang kuat menghempaskan kekhawatiran pasar pada potensi resesi AS dan memperkuat ekspektasi bahwa perekonomian AS menuju kondisi soft landing. Selain itu, klaim pengangguran mingguan turun ke 231 ribu, meskipun tidak signifikan dibanding pekan lalu di 233 ribu. Dengan rilis data ekonomi AS terbaru tersebut, pelaku pasar melihat potensi pemangkasan total 100 bps di sisa 2024 ini. Beralih ke Eropa, data inflasi di Jerman dan Eropa periode Agustus kompak mencatatkan pelemahan yang lebih besar dari perkiraan pasar. Hal ini direspons positif oleh bursa saham Eropa, ekspektasi atas pemangkasan suku bunga ECB bulan depan semakin menguat. Sedangkan di Asia, bursa saham bergerak variatif, indeks MSCI Asia-Pasifik di luar Jepang turun 0.3%, tertekan oleh kinerja saham-saham di sektor Teknologi pasca rilis laporan keuangan 2Q24 Nvidia. Hari ini pelaku pasar menanti rilis inflasi PCE AS bulan Juli yang diperkirakan naik ke level 2.7% YoY, namun stabil secara bulanan.

Bursa Domestik. IHSG pada Kamis, 30 Agustus 2024 melemah 0.41% ke level 7627, meski melemah namun IHSG berhasil mencetak ATH di level 7715. Penguatan IHSG sempat ditopang oleh penguatan sektor terkait komoditas energi yang menguat menjelang pembagian dividen interim. Investor asing mencatatkan net buy di pasar reguler sebesar Rp 1.16 triliun dengan 5 saham yang paling banyak dibeli yaitu BBRI, BMRI, CUAN, TLKM, dan BREN. Mayoritas sektoral melemah, kecuali sektor konsumen non primer yang menguat tipis 0.05%. Sebaliknya, sektor yang melemah paling signifikan yaitu bahan baku dan transportasi masing-masing sebesar 1.38% dan 1.21%.

Komoditas Batu Bara. Harga batu bara turun tajam akibat munculnya sentimen negatif, mulai dari peningkatan produksi oleh penambang batu bara di China dan India. Selain itu sanksi yang dijatuhkan Amerika Serikat (AS) kepada lebih banyak produsen batu bara Rusia turut menjadi sentiment negatif. Harga batu bara Newcastle untuk Agustus 2024 turun menjadi US\$ 145/ton. Sedangkan September 2024 anjlok US\$3.5 menjadi US\$ 144/ton.

DISCLAIMER

This Document is for information only and for the use of the recipient. It is not to be reproduced or copied or made available to others. Under no circumstances is it to be considered as an offer to sell or solicitation to buy any security. Any recommendation contained in this report May not be suitable for all investors and strictly a personal view and should not be used as a sole judgment for investment. Moreover, although the information contained herein has been obtained from sources believed to be reliable, its accuracy, completeness and reliability cannot be guaranteed. All rights reserved by Mega Capital Sekuritas.

JCI REVIEW & OUTLOOK



IHSX gagal breakout harmonic resistance diikuti stochastic bearish crossover setelah beberapa hari melanjutkan penguatan, berpeluang pullback ke demand zone terdekat didukung harga berada di area upper band BB. IHSX diperkirakan bergerak melemah terbatas 7550-7650.

| | 1 | 2 | 3 |
|----------|------|------|------|
| Support | 7550 | 7430 | 7350 |
| Resisten | 7650 | 7700 | 7750 |

STOCKS PICK



AUTO sedang membentuk ascending triangle dan saat ini harga bertahan diatas support pola tersebut berpotensi rebound didukung momentum parabolic SAR yang menunjukkann sinyal beli.

Rekomendasi : Buy
 Entry Level : 2170-2200
 Take Profit : 2230-2270
 Stop Loss : 2130



BTPS membentuk bullish harami dan harga bertahan diatas area flip-over (resistance become support), berpeluang lanjut rally didukung kenaikan volume.

Rekomendasi : Buy
 Entry Level : 1265-1285
 Take Profit : 1300-1320
 Stop Loss : 1245

DISCLAIMER

This Document is for information only and for the use of the recipient. It is not to be reproduced or copied or made available to others. Under no circumstances is it to be considered as an offer to sell or solicitation to buy any security. Any recommendation contained in this report May not be suitable for all investors and strictly a personal view and should not be used as a sole judgment for investment. Moreover, although the information contained herein has been obtained from sources believed to be reliable, its accuracy, completeness and reliability cannot be guaranteed. All rights reserved by Mega Capital Sekuritas.

STOCK PICK



BBRI membenetuk gravestone doji dan harga bertahan diatas minor support uptrend line, berpeluang lanjut menguat didukung parabolic SAR yang menunjukkan sinyal beli.

Rekomendasi : Buy
 Entry Level : 5050-5125
 Take Profit : 5200-5300
 Stop Loss : 4980



SSIA membentuk long white marubozu candle dan harga break MA 100 diikuti kenaikan volume, berpeluang lanjut rally didukung momentum MACD yang menguat pada slope positif.

Rekomendasi : Buy
 Entry Level : 990-1005
 Take Profit : 1020-1040
 Stop Loss : 975



ASII membentuk bullish harami diikuti dan harga break fibonanci 78.6%, berpotensi lanjut menguat menuju harmonic resistance didukung kenaikan volume dan indicator parabolic SAR yang emnunjukkan sinyal beli.

Rekomendasi : Buy
 Entry Level : 5000-5075
 Take Profit : 5150-5250
 Stop Loss : 4950

DISCLAIMER

This Document is for information only and for the use of the recipient. It is not to be reproduced or copied or made available to others. Under no circumstances is it to be considered as an offer to sell or solicitation to buy any security. Any recommendation contained in this report May not be suitable for all investors and strictly a personal view and should not be used as a sole judgment for investment. Moreover, although the information contained herein has been obtained from sources believed to be reliable, its accuracy, completeness and reliability cannot be guaranteed. All rights reserved by Mega Capital Sekuritas.

STOCKS MARKET NEWS

- **NETV : Akan Diakuisisi oleh FILM**

PT MD Entertainment Tbk (FILM) akan mengakuisisi 80.05% saham PT Net Visi Media Tbk (NETV). Untuk bisa menguasai NETV, perusahaan milik Manoj Punjabi ini menggelontorkan dana Rp 1.65 triliun. Rencananya, FILM membeli 25.22 miliar saham seri baru yang akan NETV dalam skema private placement dengan nominal Rp 50 per saham dengan total nilai pengambil bagian sebesar Rp 1.26 triliun. FILM juga akan membeli sekitar 7.88 miliar saham NETV dari PT Teladan Investama, PT Indika Inti Holdiko dan PT Sinergi Lintas, masing-masing dengan nilai nominal Rp 200 per saham setelah penggabungan dengan total harga Rp 394.44 miliar.

- **SMSM : Mencari Peluang untuk Akuisisi**

Wakil Direktur Utama Selamat Sempurna, Ang Andri Pribadi, mengatakan bahwa pihaknya tengah menargetkan beberapa perusahaan untuk diakuisisi, terutama di sektor distribusi, guna memperkuat integrasi vertikal perseroan. Meski demikian, Andri tidak merinci lebih lanjut terkait rencana tersebut. SMSM sendiri merevisi turun target pendapatan pada 2024 dari +8% YoY menjadi +2% YoY akibat risiko ketegangan geopolitik. Meski demikian, laba bersih tetap ditargetkan tumbuh +8% YoY.

- **BBNI : Laba Bank di Juli Lanik 3.3% YoY**

Bank Negara Indonesia mencatatkan laba bersih (bank only) sebesar Rp 1.9 triliun (-3% MoM, +3.3% YoY) pada Juli 2024, sehingga selama 7M24 tumbuh menjadi Rp 12.5 triliun (+3.2% YoY). Hasil tersebut didukung oleh pertumbuhan kredit sebesar +.4% MoM dan +11.1% YoY pada Juli 2024 (Juni: +10.8% YoY), sejalan dengan guidance FY24F manajemen di level +10–12%. Sementara itu, credit cost (CoC) terjaga di level 0,9% pada 7M24, lebih baik dari guidance FY24F manajemen di kisaran 1%. NIM pada Juli 2024 mencapai level tertinggi selama 2024 di 4.3%, dengan NIM selama 7M24 naik ke level 3.8% meski masih di bawah guidance FY24F manajemen yang menargetkan di atas 4%.

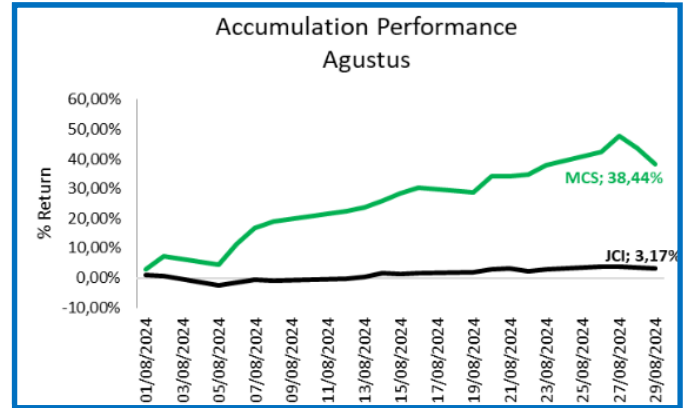
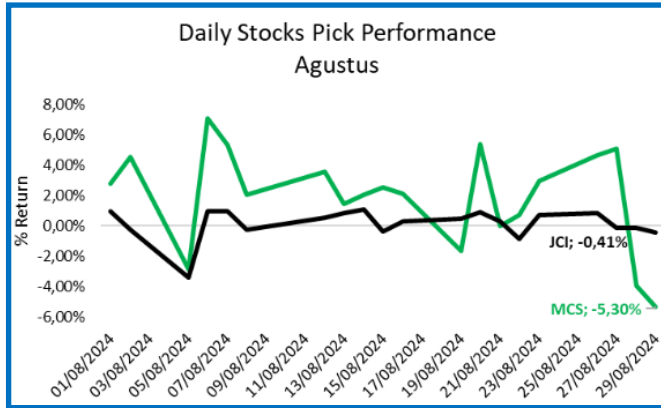
- **ITMG : Rencana Ekspansi ke Tambang Nikel**

Direktur Utama Indo Tambangraya Megah, Mulianto, mengatakan bahwa pihaknya berencana ekspansi ke bisnis komoditas mineral kritis seperti nikel. Meski demikian, Mulianto menyebut bahwa dirinya belum dapat merinci lebih lanjut karena rencana tersebut sedang dalam proses observasi dan diskusi.

- **BMRI : Laba Bank Juli Naik 3.2% YoY**

Bank Mandiri mencatatkan laba bersih (bank only) sebesar Rp 4.6 triliun (-8.8% MoM, +3.2% YoY) pada Juli 2024, sehingga selama 7M24 tumbuh menjadi Rp 29.2 triliun rupiah (+6.5% YoY). Performa tersebut didukung oleh pertumbuhan kredit sebesar +1.7% MoM dan +23.4% YoY pada Juli 2024 (Juni: +21.5% YoY), jauh melampaui guidance FY24F manajemen di level +16–18%. Sementara itu, credit cost (CoC) selama 7M24 mencapai 0.8%, lebih baik dari guidance FY24F manajemen di kisaran 1–1.2%. Adapun NIM pada 7M24 berada di level 4.7%, di bawah guidance FY24F manajemen di kisaran 5–5.3%.

REVIEW STOCKS PICK



CORPORATE ACTION CALENDAR

| DATE | TICKER | TIME | ACTION |
|------------|--------|-----------|--------------------------|
| 30/08/2024 | GOTO | 09.00 | RUPS |
| | JAWA | 09.00 | |
| DATE | TICKER | DPS (IDR) | ACTION |
| 29/08/2024 | BPII | 4.55 | Cummdate Dividen Interim |

DISCLAIMER

This Document is for information only and for the use of the recipient. It is not to be reproduced or copied or made available to others. Under no circumstances is it to be considered as an offer to sell or solicitation to buy any security. Any recommendation contained in this report May not be suitable for all investors and strictly a personal view and should not be used as a sole judgment for investment. Moreover, although the information contained herein has been obtained from sources believed to be reliable, its accuracy, completeness and reliability cannot be guaranteed. All rights reserved by Mega Capital Sekuritas.

Research Division

| | | | |
|----------------------|------------------------------------|------------------|-------|
| Cheril Tanuwijaya | Cheril.tanuwijaya@megasekuritas.id | +62 21 7917 5599 | 62035 |
| Rifdah Fatin Hasanah | Rifdah.fatin@megasekuritas.id | +62 21 7917 5599 | 62186 |
| Lia Andani | Lia.Andani@megasekuritas.id | +62 21 7917 5599 | 62431 |

Retail Equity Sales Division

| | | | |
|----------------------|-----------------------------------|------------------|-------|
| Dewi Suryani | dewi.suryani@megasekuritas.id | +62 21 7917 5599 | 62441 |
| Ety Sulistyowati | ety.sulistyowati@megasekuritas.id | +62 21 7917 5599 | 62159 |
| Fadel Muhammad Iqbal | fadel@megasekuritas.id | +62 21 7917 5599 | 62164 |
| Syaifathir Muhamad | fathir@megasekuritas.id | +62 21 7917 5599 | 62179 |

Fixed Income Sales & Trading

Tel. +62 7917 5559-62 Fax. +62 21 7917 5965

Investment Banking

Tel. +62 21 7917 5599 Fax. +62 21 7919 3900

PT. Mega Capital Sekuritas

Menara Bank Mega Lt. 2
Jl. Ka P. Tendean. Kav 12-14 A
Jakarta Selatan 12790

DISCLAIMER

This Document is for information only and for the use of the recipient. It is not to be reproduced or copied or made available to others. Under no circumstances is it to be considered as an offer to sell or solicitation to buy any security. Any recommendation contained in this report May not be suitable for all investors and strictly a personal view and should not be used as a sole judgment for investment. Moreover, although the information contained herein has been obtained from sources believed to be reliable, its accuracy, completeness and reliability cannot be guaranteed. All rights reserved by Mega Capital Sekuritas.